

Subject	HOME-WORK	Sig. of Subject Teacher
English	1) Write and learn A to Z. alphabet (Capital) 2) Fun with English do Page no. - 6 to 20. 3) Learn sound story A to Z. 4) Paste Picture of A to Z alphabet in scrapbook along with first letter.	T. Shetti
EVS	1) Past picture of 5 fruits, vegetables, flowers and write their initial (first) letter. 2) Learn 'Myself' - your name, Parent's name, class ---	Bharti
Math	1) Write and learn 1 to 20 forward counting. 2) Paste picture of different shapes O, Δ, □, ▣ and write their initial letter. 3) Fun with Math - Do Page no 5 to 20.	T. Shetti
Rhymes	Learn Rhymes - Baa Baa Black sheep, Cheeky chicks, Johnny John, Ten little fingers ताँता माँउ कवित, हम छोटे छोटे बच्चे हैं। आलू बीना, ABC कब जाई थी। पापा जी का पैसा जाल।	Bharti
Hindi	1) 'क' से 'न' तक लिखें। (Scrap book में) 2) 'अ' से 'इ' तक लिखकर चित्र के साथ Scrap book में चिपकारें। 3) पाँच फल और पाँच फूल के नाम याद करें।	<u>Shukla</u>




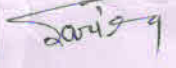

T. Shetti




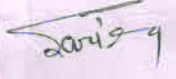
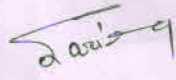
Sig. of Class Teacher


Subject	HOME-WORK	Sig. of Subject Teacher
English	1) Paste Picture and write name of 'a' and 'e' vowel sound in scrap book. 2) write cursive writing A to Z. 3) Write A-Z Capital and Small alphabet.	Bharti
EVS	1) Write and learn five sense organs name. 2) Learn about 'Myself' 3) Paste 10 parts of body picture in scrapbook and write their name.	Bharti
MATHS	a) WRITE NUMBER NAMES 1 TO 20. b) WRITE FORWARD COUNTING 1 TO 50. NOTE :- HOMEWORK SHOULD BE DONE IN H.W COPY.	Schukla
Hindi	1) अ से आ तक चित्र के साथ नाम लिखें। 2) दो अक्षर वाले दस शब्द लिखें। 3) एक पेज कुल्लेख प्रतिदिन लिखें।	Schukla

Subject	HOME-WORK	Sig. of Subject Teacher
HINDI	क) आ, इ, ई की मात्राओं से बने शब्द का चित्र चिपकाएँ। ख) कविता " राजा बेटा " लिखें और याद करें।	
	ग) दो, तीन और चार अक्षर वाले शब्द को चिपकाएँ।	
MATHS	1) WRITE FORWARD COUNTING [1 - 100] 2) WRITE NUMBER NAMES [1 - 50] 3) WRITE AND LEARN TABLE OF 2 TO 5	
EVS	1) DRAW / PASTE PICTURE OF 10 BODY PARTS 2) DRAW / PASTE PICTURE OF 5 OBJECTS WHICH HELP US TO KEEP CLEAN.	
	3) DRAW / PASTE PICTURE OF SENSE ORGANS	
ENGLISH	1) DRAW / PASTE PICTURE OF VOWEL SOUND WORDS (A, E, I, O AND U) 2) WRITE AND LEARN FEW LINES ON "MYSELF"	
	3) ENGLISH PRACTICE :- DO Pg NO. - 6, 7, 8.	

Dimple Kumari
 David's Family
 Sig. of Class Teacher

Subject	HOME-WORK	Sig. of Subject Teacher
Eng	1. Write 5 lines on your vacation. 2. write 10 ¹⁰ new the hard words from sheetal to helpful friends 5 times and learn. Draw the figure of Sparrows giraffe	
Maths	Make an abacus using beads. In scrap book write tables from 2-10. In scrap	
Evs.	Make clay model of fruits and vegetables. Stick the pictures of variety of food. write 5 lines on your favourite food.	
हिंदी	क) सीखो कविता को चित्र के साथ सुंदर अक्षरों में लिखो। ख) एक छोटा सा कूड़ादान बनाए।	
	ग) गाँव एवं शहर में चलने वाले यातायात के साधनों का चित्र चिपकाए।	

Subject	HOME-WORK	Sig. of Subject Teacher
Eng	1. Write 5 lines on your vacation. 2. write 10 new the hard words from sheetal to helpful friends 5 times and learn. Draw the figure of Sparrows giraffe	
Maths	Make an abacus using beads. In scrap book write tables from 2-10. In scrap	
Evs.	Make clay model of fruits and vegetables. Stick the pictures of variety of food. write 5 lines on your favourite food.	
हिंदी	क) सीखो कविता को चित्र के साथ सुंदर अक्षरों में लिखो। ख) एक छोटा सा कूड़ादान बनाए।	
	ग) गाँव एवं शहर में चलने वाले यातायात के साधनों का चित्र चिपकाए।	

Subject	HOME-WORK	Sig. of Subject Teacher
ENGLISH	a) WRITE AND LEARN QUESTION AND ANSWERS OF LESSON → 3 AND 4. b) WRITE POEM LITTLE PUSSY AND DRAW THE PICTURE. [IN SCRAPBOOK]	
	c) WRITE A COMPOSITION ON "MY CLASSROOM".)
MATHS	a) WRITE FORWARD COUNTING [300 TO 400] b) WRITE NUMBER NAMES [101 TO 150] c) WRITE AND LEARN TABLE OF 2 TO 5.)
EVS	a) DRAW/PASTE PICTURE OF HUMAN BODY. b) DRAW/PASTE PICTURE OF THINGS WHICH HELP IN KEEPING OUR BODY CLEAN. c) WRITE GOOD/HEALTHY HABITS.)
	d) LEARN QUESTION - ANSWER OF LESSON → 1 AND LESSON → 2.)
HINDI	क) शीखो कविता को चित्र के साथ सुंदर अक्षरों में लिखो। ख) एक झीला या कुड़दान बनाओ।)
	ग) गाँव एवं शहर में चलने वाले यातायात के साधनों का चित्र चिपकाओ।)


 Sig. of Class Teacher